

OCTOBER 2021 GEMINI Pool 50

For marketing purposes

Return¹ in % by 31 October 2021

	October 2021	YTD	1 year	3 years p.a.	5 years p.a.	10 years p.a.
GEMINI Pool 50	1,95	9,44	16,83	8,42	6,85	6,72
Benchmark	1,99	9,32	16,44	8,61	6,97	6,91
Difference	-0,04	0,12	0,39	-0,19	-0,12	-0,19

¹ GEMINI including asset management costs, benchmark excluding costs

Investment style

The GEMINI 50, an investment pool with a strategic equity allocation of 45% (range: 40-50%) is available for employee benefits units with very good risk tolerance. The existing reserves cover the high fluctuations in returns, which makes it possible to achieve a very good performance in the long term.

Features

Currency of account	CHF
End of financial year	31 December
Fund assets in m	83,80
Launch date	31 December 1998
Benchmark	Customized Benchmark
Total Expense Ratio ex-ante	0,40%

Key risk figures

3 years

Annualised volatility (%)	7,84
Tracking error, annualised (%)	0,52
Alpha	-0,19
Beta	1,03
Sharpe ratio	1,16
Information Ratio	-0,37
Correlation versus benchmark	1,00

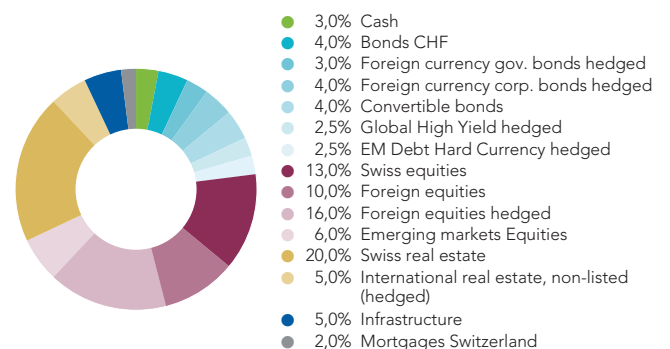
Required value fluctuation reserve in %

Obligatory portion	15,8
Over-obligatory portion	14,7

Indexed performance



Asset allocation in %



For marketing and information purposes. This document is for information purposes only. The content of this document has been carefully compiled. However, GEMINI cannot accept any liability for the content and completeness of this document. Past performance is no guarantee for future results.

SEPTEMBER 2021

GEMINI Pool 50

For marketing purposes

Return¹ in % by 30 September 2021

	September 2021	YTD	1 year	3 years p.a.	5 years p.a.	10 years p.a.
GEMINI Pool 50	-1,84	7,35	13,13	6,82	6,27	6,79
Benchmark	-1,85	7,19	12,66	7,02	6,39	6,99
Difference	0,01	0,16	0,47	-0,20	-0,12	-0,20

¹ GEMINI including asset management costs, benchmark excluding costs

Investment style

The GEMINI 50, an investment pool with a strategic equity allocation of 45% (range: 40-50%) is available for employee benefits units with very good risk tolerance. The existing reserves cover the high fluctuations in returns, which makes it possible to achieve a very good performance in the long term.

Features

Currency of account	CHF
End of financial year	31 December
Fund assets in m	82,07
Launch date	31 December 1998
Benchmark	Customized Benchmark
Total Expense Ratio ex-ante	0,40%

Key risk figures

3 years

Annualised volatility (%)	8,02
Tracking error, annualised (%)	0,52
Alpha	-0,20
Beta	1,03
Sharpe ratio	0,94
Information Ratio	-0,40
Correlation versus benchmark	1,00

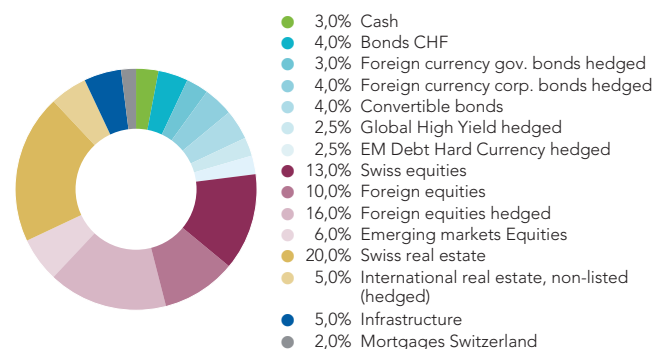
Required value fluctuation reserve in %

Obligatory portion	15,8
Over-obligatory portion	14,7

Indexed performance



Asset allocation in %



For marketing and information purposes. This document is for information purposes only. The content of this document has been carefully compiled. However, GEMINI cannot accept any liability for the content and completeness of this document. Past performance is no guarantee for future results.

AUGUST 2021

GEMINI Pool 50

For marketing purposes

Return¹ in % by 31 August 2021

	August 2021	YTD	1 year	3 years p.a.	5 years p.a.	10 years p.a.
GEMINI Pool 50	1,59	9,37	14,46	7,56	6,66	7,03
Benchmark	1,55	9,21	14,17	7,79	6,79	7,26
Difference	0,04	0,16	0,29	-0,23	-0,13	-0,22

¹ GEMINI including asset management costs, benchmark excluding costs

Investment style

The GEMINI 50, an investment pool with a strategic equity allocation of 45% (range: 40-50%) is available for employee benefits units with very good risk tolerance. The existing reserves cover the high fluctuations in returns, which makes it possible to achieve a very good performance in the long term.

Features

Currency of account	CHF
End of financial year	31 December
Fund assets in m	75,13
Launch date	31 December 1998
Benchmark	Customized Benchmark
Total Expense Ratio ex-ante	0,40%

Key risk figures

3 years

Annualised volatility (%)	7,90
Tracking error, annualised (%)	0,52
Alpha	-0,23
Beta	1,03
Sharpe ratio	1,04
Information Ratio	-0,44
Correlation versus benchmark	1,00

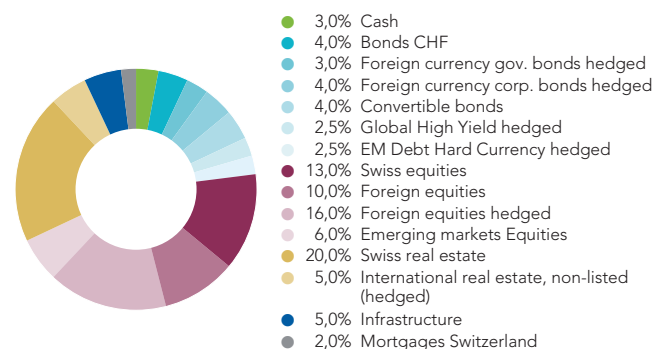
Required value fluctuation reserve in %

Obligatory portion	15,8
Over-obligatory portion	14,7

Indexed performance



Asset allocation in %



For marketing and information purposes. This document is for information purposes only. The content of this document has been carefully compiled. However, GEMINI cannot accept any liability for the content and completeness of this document. Past performance is no guarantee for future results.

JULY 2021

For marketing purposes

GEMINI Pool 50

Return¹ in % by 31 July 2021

	July 2021	YTD	1 year	3 years p.a.	5 years p.a.	10 years p.a.
GEMINI Pool 50	0,04	7,66	14,91	6,88	6,40	6,65
Benchmark	0,11	7,55	14,73	7,12	6,57	6,87
Difference	-0,06	0,11	0,19	-0,24	-0,16	-0,22

¹ GEMINI including asset management costs, benchmark excluding costs

Investment style

The GEMINI 50, an investment pool with a strategic equity allocation of 45% (range: 40-50%) is available for employee benefits units with very good risk tolerance. The existing reserves cover the high fluctuations in returns, which makes it possible to achieve a very good performance in the long term.

Features

Currency of account	CHF
End of financial year	31 December
Fund assets in m	67,83
Launch date	31 December 1998
Benchmark	Customized Benchmark
Total Expense Ratio ex-ante	0,40%

Key risk figures

3 years

Annualised volatility (%)	7,89
Tracking error, annualised (%)	0,52
Alpha	-0,24
Beta	1,03
Sharpe ratio	0,96
Information Ratio	-0,46
Correlation versus benchmark	1,00

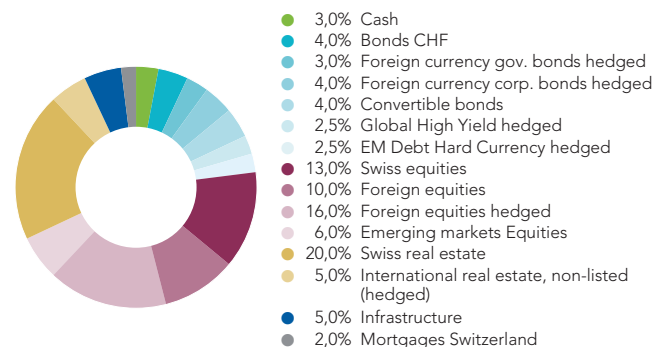
Required value fluctuation reserve in %

Obligatory portion	15,8
Over-obligatory portion	14,7

Indexed performance



Asset allocation in %



For marketing and information purposes. This document is for information purposes only. The content of this document has been carefully compiled. However, GEMINI cannot accept any liability for the content and completeness of this document. Past performance is no guarantee for future results.

JUNE 2021

For marketing purposes

GEMINI Pool 50

Return¹ in % by 30 June 2021

	June 2021	YTD	1 year	3 years p.a.	5 years p.a.	10 years p.a.
GEMINI Pool 50	1,76	7,62	16,42	7,43	6,78	6,33
Benchmark	1,71	7,44	16,04	7,67	6,91	6,54
Difference	0,04	0,18	0,38	-0,24	-0,13	-0,22

¹ GEMINI including asset management costs, benchmark excluding costs

Investment style

The GEMINI 50, an investment pool with a strategic equity allocation of 45% (range: 40-50%) is available for employee benefits units with very good risk tolerance. The existing reserves cover the high fluctuations in returns, which makes it possible to achieve a very good performance in the long term.

Features

Currency of account	CHF
End of financial year	31 December
Fund assets in m	67,67
Launch date	31 December 1998
Benchmark	Customized Benchmark
Total Expense Ratio ex-ante	0,40%

Key risk figures

3 years

Annualised volatility (%)	7,91
Tracking error, annualised (%)	0,52
Alpha	-0,24
Beta	1,03
Sharpe ratio	1,03
Information Ratio	-0,46
Correlation versus benchmark	1,00

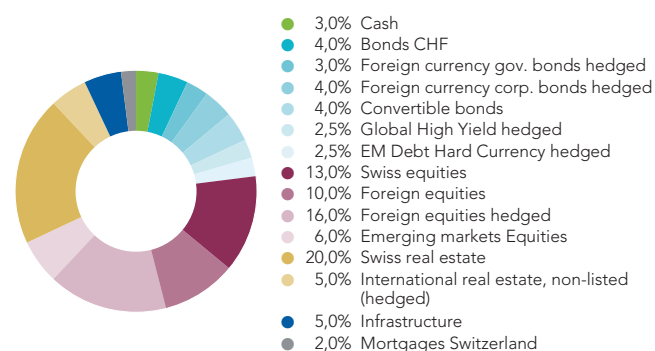
Required value fluctuation reserve in %

Obligatory portion	15,8
Over-obligatory portion	14,7

Indexed performance



Asset allocation in %



For marketing and information purposes. This document is for information purposes only. The content of this document has been carefully compiled. However, GEMINI cannot accept any liability for the content and completeness of this document. Past performance is no guarantee for future results.

MAY 2021

For marketing purposes

GEMINI Pool 50

Return¹ in % by 31 May 2021

	May 2021	YTD	1 year	3 years p.a.	5 years p.a.	10 years p.a.
GEMINI Pool 50	0,85	5,76	16,07	6,81	6,35	5,97
Benchmark	0,84	5,64	15,59	7,08	6,51	6,19
Difference	0,01	0,12	0,48	-0,28	-0,16	-0,23

¹ GEMINI including asset management costs, benchmark excluding costs

Investment style

The GEMINI 50, an investment pool with a strategic equity allocation of 45% (range: 40-50%) is available for employee benefits units with very good risk tolerance. The existing reserves cover the high fluctuations in returns, which makes it possible to achieve a very good performance in the long term.

Features

Currency of account	CHF
End of financial year	31 December
Fund assets in m	66,03
Launch date	31 December 1998
Benchmark	Customized Benchmark
Total Expense Ratio ex-ante	0,40%

Key risk figures

3 years

Annualised volatility (%)	7,89
Tracking error, annualised (%)	0,52
Alpha	-0,28
Beta	1,03
Sharpe ratio	0,95
Information Ratio	-0,54
Correlation versus benchmark	1,00

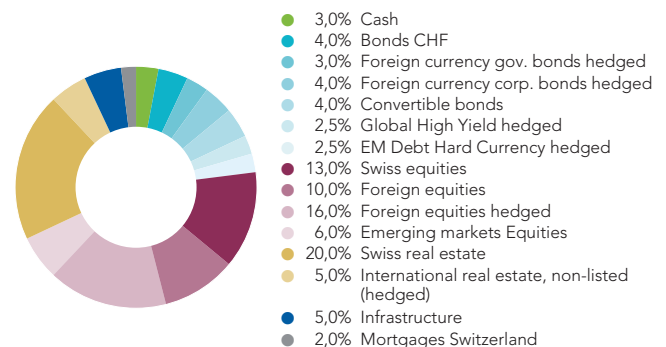
Required value fluctuation reserve in %

Obligatory portion	15,8
Over-obligatory portion	14,7

Indexed performance



Asset allocation in %



For marketing and information purposes. This document is for information purposes only. The content of this document has been carefully compiled. However, GEMINI cannot accept any liability for the content and completeness of this document. Past performance is no guarantee for future results.

APRIL 2021

For marketing purposes

GEMINI Pool 50

Return¹ in % by 30 April 2021

	April 2021	YTD	1 year	3 years p.a.	5 years p.a.	10 years p.a.
GEMINI Pool 50	1,23	4,87	17,88	6,38	6,47	5,77
Benchmark	1,15	4,76	16,95	6,63	6,59	6,02
Difference	0,08	0,12	0,93	-0,25	-0,12	-0,24

¹ GEMINI including asset management costs, benchmark excluding costs

Investment style

The GEMINI 50, an investment pool with a strategic equity allocation of 45% (range: 40-50%) is available for employee benefits units with very good risk tolerance. The existing reserves cover the high fluctuations in returns, which makes it possible to achieve a very good performance in the long term.

Features

Currency of account	CHF
End of financial year	31 December
Fund assets in m	65,30
Launch date	31 December 1998
Benchmark	Customized Benchmark
Total Expense Ratio ex-ante	0,40%

Key risk figures

3 years

Annualised volatility (%)	7,90
Tracking error, annualised (%)	0,52
Alpha	-0,25
Beta	1,03
Sharpe ratio	0,90
Information Ratio	-0,48
Correlation versus benchmark	1,00

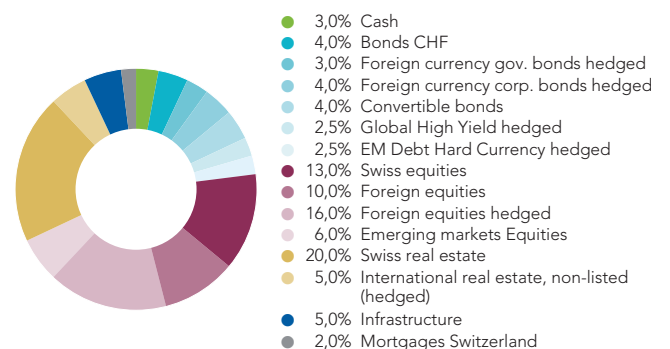
Required value fluctuation reserve in %

Obligatory portion	15,8
Over-obligatory portion	14,7

Indexed performance



Asset allocation in %



For marketing and information purposes. This document is for information purposes only. The content of this document has been carefully compiled. However, GEMINI cannot accept any liability for the content and completeness of this document. Past performance is no guarantee for future results.

MARCH 2021

For marketing purposes

GEMINI Pool 50

Return¹ in % by 31 March 2021

	March 2021	YTD	1 year	3 years p.a.	5 years p.a.	10 years p.a.
GEMINI Pool 50	2,72	3,60	21,99	6,37	6,34	5,67
Benchmark	2,82	3,57	21,02	6,67	6,48	5,93
Difference	-0,09	0,03	0,97	-0,30	-0,14	-0,26

¹ GEMINI including asset management costs, benchmark excluding costs

Investment style

The GEMINI 50, an investment pool with a strategic equity allocation of 45% (range: 40-50%) is available for employee benefits units with very good risk tolerance. The existing reserves cover the high fluctuations in returns, which makes it possible to achieve a very good performance in the long term.

Features

Currency of account	CHF
End of financial year	31 December
Fund assets in m	63,76
Launch date	31 December 1998
Benchmark	Customized Benchmark
Total Expense Ratio ex-ante	0,40%

Key risk figures

3 years

Annualised volatility (%)	7,90
Tracking error, annualised (%)	0,52
Alpha	-0,30
Beta	1,03
Sharpe ratio	0,90
Information Ratio	-0,58
Correlation versus benchmark	1,00

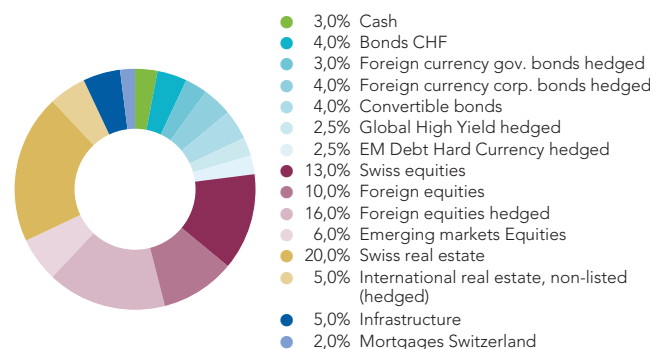
Required value fluctuation reserve in %

Obligatory portion	15,8
Over-obligatory portion	14,7

Indexed performance



Asset allocation in %



For marketing and information purposes. This document is for information purposes only. The content of this document has been carefully compiled. However, GEMINI cannot accept any liability for the content and completeness of this document. Past performance is no guarantee for future results.

FEBRUARY 2021

GEMINI Pool 50

For marketing purposes

Return¹ in % by 28 February 2021

	February 2021	YTD	1 year	3 years p.a.	5 years p.a.	10 years p.a.
GEMINI Pool 50	0,88	0,85	10,71	5,25	6,20	5,28
Benchmark	0,82	0,73	10,21	5,53	6,33	5,52
Difference	0,07	0,12	0,51	-0,27	-0,12	-0,23

¹ GEMINI including asset management costs, benchmark excluding costs

Investment style

The GEMINI 50, an investment pool with a strategic equity allocation of 45% (range: 40-50%) is available for employee benefits units with very good risk tolerance. The existing reserves cover the high fluctuations in returns, which makes it possible to achieve a very good performance in the long term.

Features

Currency of account	CHF
End of financial year	31 December
Fund assets in m	54,53
Launch date	31 December 1998
Benchmark	Customized Benchmark
Total Expense Ratio ex-ante	0,40%

Key risk figures

3 years

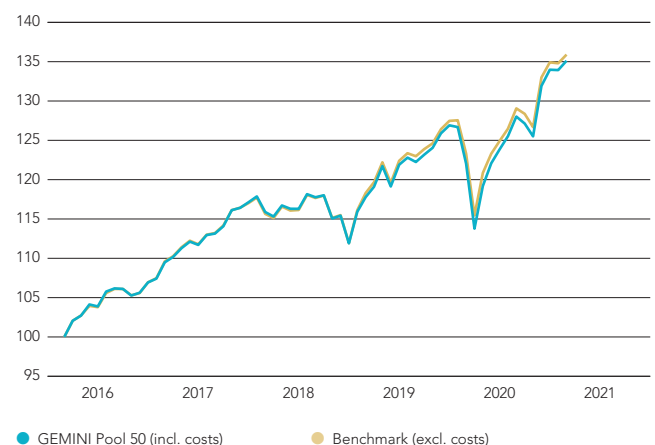
Annualised volatility (%)	7,81
Tracking error, annualised (%)	0,51
Alpha	-0,27
Beta	1,03
Sharpe ratio	0,76
Information Ratio	-0,53
Correlation versus benchmark	1,00

Required value fluctuation reserve in %

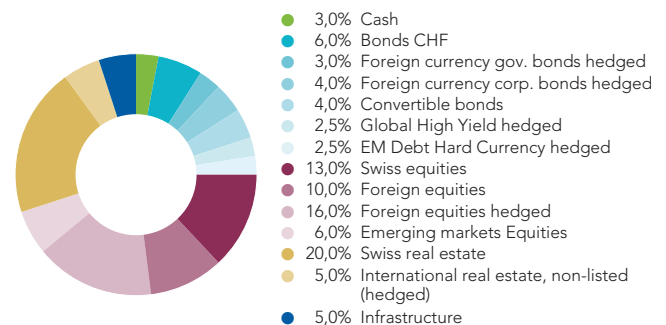
Obligatory portion	15,7
Over-obligatory portion	14,5

For marketing and information purposes. This document is for information purposes only. The content of this document has been carefully compiled. However, GEMINI cannot accept any liability for the content and completeness of this document. Past performance is no guarantee for future results.

Indexed performance



Asset allocation in %



JANUARY 2021

GEMINI Pool 50

For marketing purposes

Return¹ in % by 31 January 2021

	January 2021	YTD	1 year	3 years p.a.	5 years p.a.	10 years p.a.
GEMINI Pool 50	-0,04	-0,04	5,72	4,35	5,83	5,32
Benchmark	-0,09	-0,09	5,68	4,62	5,98	5,56
Difference	0,05	0,05	0,04	-0,27	-0,14	-0,24

¹ GEMINI including asset management costs, benchmark excluding costs

Investment style

The GEMINI 50, an investment pool with a strategic equity allocation of 45% (range: 40-50%) is available for employee benefits units with very good risk tolerance. The existing reserves cover the high fluctuations in returns, which makes it possible to achieve a very good performance in the long term.

Features

Currency of account	CHF
End of financial year	31 December
Fund assets in m	51,76
Launch date	31 December 1998
Benchmark	Customized Benchmark
Total Expense Ratio ex-ante	0,40%

Key risk figures

3 years

Annualised volatility (%)	7,90
Tracking error, annualised (%)	0,51
Alpha	-0,27
Beta	1,03
Sharpe ratio	0,64
Information Ratio	-0,52
Correlation versus benchmark	1,00

Required value fluctuation reserve in %

Obligatory portion	15,7
Over-obligatory portion	14,5

For marketing and information purposes. This document is for information purposes only. The content of this document has been carefully compiled. However, GEMINI cannot accept any liability for the content and completeness of this document. Past performance is no guarantee for future results.

Indexed performance



Asset allocation in %

