

OCTOBER 2021 GEMINI Pool 0

For marketing purposes

Return¹ in % by 31 October 2021

	October 2021	YTD	1 year	3 years p.a.	5 years p.a.	10 years p.a.
GEMINI Pool 0	-0,31	0,33	0,82	1,86	1,45	1,99
Benchmark	-0,24	-0,08	0,38	1,66	1,27	2,17
Difference	-0,07	0,41	0,44	0,20	0,18	-0,17

¹ GEMINI including asset management costs, benchmark excluding costs

Investment style

With no allocation to equities and a strong weighting in Swiss real estate, GEMINI Pool 0 is entirely focused on stability and on minimising price risks.

Features

Currency of account	CHF
End of financial year	31 December
Fund assets in m	115,72
Launch date	31 December 2009
Benchmark	Customized Benchmark
Total Expense Ratio ex-ante	0,50%

Key risk figures

3 years

Annualised volatility (%)	1,75
Tracking error, annualised (%)	0,52
Alpha	0,20
Beta	0,86
Sharpe ratio	1,45
Information Ratio	0,38
Correlation versus benchmark	0,97

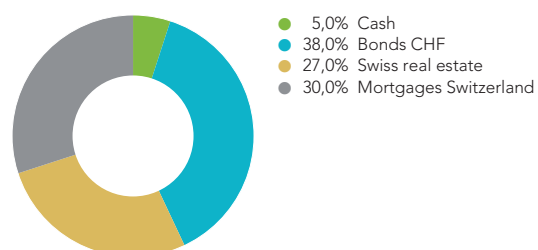
Required value fluctuation reserve in %

Obligatory portion	4,5
Over-obligatory portion	3,4

Indexed performance



Asset allocation in %



For marketing and information purposes. The document is for marketing and information purposes only. The contents of the document have been carefully compiled. No liability or warranty are assumed as to the accuracy or completeness of the contents. Past return values are not indicative of their current or future development.

SEPTEMBER 2021 GEMINI Pool 0

For marketing purposes

Return¹ in % by 30 September 2021

	September 2021	YTD	1 year	3 years p.a.	5 years p.a.	10 years p.a.
GEMINI Pool 0	-0,32	0,64	1,25	1,99	1,49	2,05
Benchmark	-0,42	0,16	0,75	1,80	1,25	2,21
Difference	0,11	0,48	0,50	0,19	0,25	-0,16

¹ GEMINI including asset management costs, benchmark excluding costs

Investment style

With no allocation to equities and a strong weighting in Swiss real estate, GEMINI Pool 0 is entirely focused on stability and on minimising price risks.

Features

Currency of account	CHF
End of financial year	31 December
Fund assets in m	99,23
Launch date	31 December 2009
Benchmark	Customized Benchmark
Total Expense Ratio ex-ante	0,50%

Key risk figures

3 years

Annualised volatility (%)	1,73
Tracking error, annualised (%)	0,52
Alpha	0,19
Beta	0,85
Sharpe ratio	1,54
Information Ratio	0,36
Correlation versus benchmark	0,97

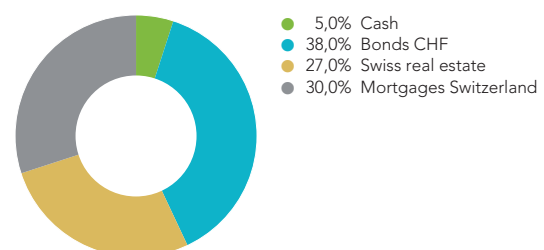
Required value fluctuation reserve in %

Obligatory portion	4,5
Over-obligatory portion	3,4

Indexed performance



Asset allocation in %



For marketing and information purposes. This document is for information purposes only. The content of this document has been carefully compiled. However, GEMINI cannot accept any liability for the content and completeness of this document. Past performance is no guarantee for future results.

AUGUST 2021

GEMINI Pool 0

For marketing purposes

Return¹ in % by 31 August 2021

	August 2021	YTD	1 year	3 years p.a.	5 years p.a.	10 years p.a.
GEMINI Pool 0	-0,07	0,96	1,97	2,00	1,59	2,13
Benchmark	-0,01	0,59	1,68	1,86	1,41	2,31
Difference	-0,06	0,37	0,29	0,14	0,18	-0,18

¹ GEMINI including asset management costs, benchmark excluding costs

Investment style

With no allocation to equities and a strong weighting in Swiss real estate, GEMINI Pool 0 is entirely focused on stability and on minimising price risks.

Features

Currency of account	CHF
End of financial year	31 December
Fund assets in m	98,09
Launch date	31 December 2009
Benchmark	Customized Benchmark
Total Expense Ratio ex-ante	0,50%

Key risk figures

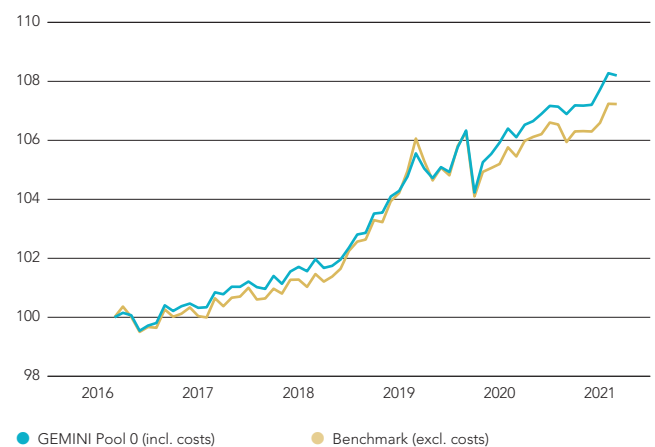
3 years

Annualised volatility (%)	1,73
Tracking error, annualised (%)	0,52
Alpha	0,14
Beta	0,86
Sharpe ratio	1,55
Information Ratio	0,26
Correlation versus benchmark	0,97

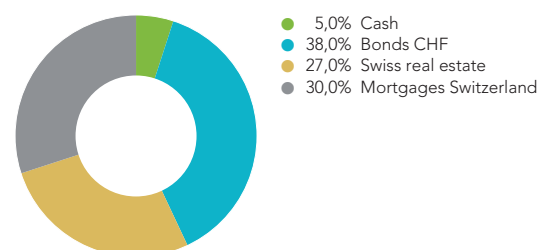
Required value fluctuation reserve in %

Obligatory portion	4,5
Over-obligatory portion	3,4

Indexed performance



Asset allocation in %



For marketing and information purposes. This document is for information purposes only. The content of this document has been carefully compiled. However, GEMINI cannot accept any liability for the content and completeness of this document. Past performance is no guarantee for future results.

JULY 2021

GEMINI Pool 0

For marketing purposes

Return¹ in % by 31 July 2021

	July 2021	YTD	1 year	3 years p.a.	5 years p.a.	10 years p.a.
GEMINI Pool 0	0,51	1,03	1,76	2,16	1,61	2,18
Benchmark	0,61	0,60	1,40	2,01	1,40	2,37
Difference	-0,09	0,44	0,37	0,15	0,21	-0,19

¹ GEMINI including asset management costs, benchmark excluding costs

Investment style

With no allocation to equities and a strong weighting in Swiss real estate, GEMINI Pool 0 is entirely focused on stability and on minimising price risks.

Features

Currency of account	CHF
End of financial year	31 December
Fund assets in m	98,64
Launch date	31 December 2009
Benchmark	Customized Benchmark
Total Expense Ratio ex-ante	0,50%

Key risk figures

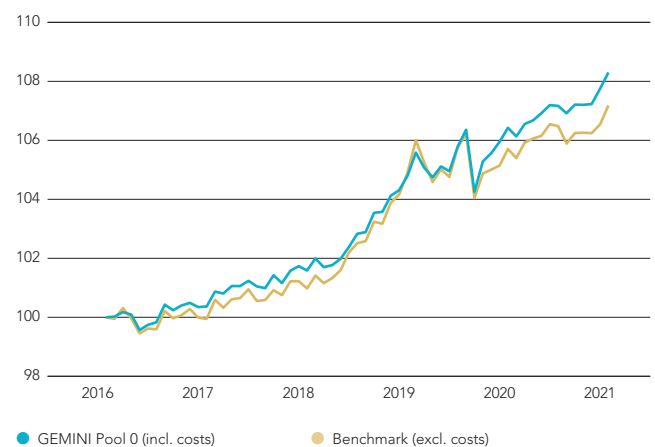
3 years

Annualised volatility (%)	1,73
Tracking error, annualised (%)	0,52
Alpha	0,15
Beta	0,85
Sharpe ratio	1,64
Information Ratio	0,29
Correlation versus benchmark	0,97

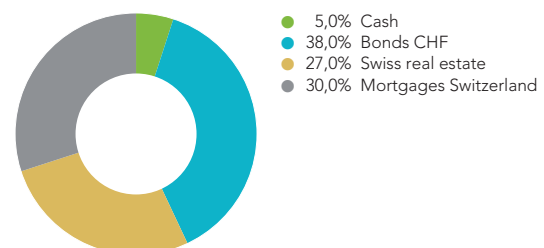
Required value fluctuation reserve in %

Obligatory portion	4,5
Over-obligatory portion	3,4

Indexed performance



Asset allocation in %



For marketing and information purposes. This document is for information purposes only. The content of this document has been carefully compiled. However, GEMINI cannot accept any liability for the content and completeness of this document. Past performance is no guarantee for future results.

JUNE 2021

For marketing purposes

GEMINI Pool 0

Return¹ in % by 30 June 2021

	June 2021	YTD	1 year	3 years p.a.	5 years p.a.	10 years p.a.
GEMINI Pool 0	0,48	0,52	1,70	1,93	1,54	2,18
Benchmark	0,28	-0,01	1,33	1,72	1,27	2,38
Difference	0,21	0,52	0,37	0,21	0,28	-0,20

¹ GEMINI including asset management costs, benchmark excluding costs

Investment style

With no allocation to equities and a strong weighting in Swiss real estate, GEMINI Pool 0 is entirely focused on stability and on minimising price risks.

Features

Currency of account	CHF
End of financial year	31 December
Fund assets in m	110,83
Launch date	31 December 2009
Benchmark	Customized Benchmark
Total Expense Ratio ex-ante	0,50%

Key risk figures

3 years

Annualised volatility (%)	1,73
Tracking error, annualised (%)	0,52
Alpha	0,21
Beta	0,86
Sharpe ratio	1,52
Information Ratio	0,41
Correlation versus benchmark	0,97

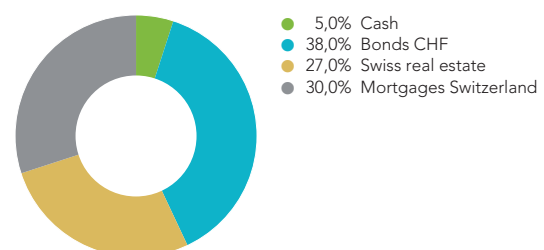
Required value fluctuation reserve in %

Obligatory portion	4,5
Over-obligatory portion	3,4

Indexed performance



Asset allocation in %



For marketing and information purposes. This document is for information purposes only. The content of this document has been carefully compiled. However, GEMINI cannot accept any liability for the content and completeness of this document. Past performance is no guarantee for future results.

MAY 2021

For marketing purposes

GEMINI Pool 0

Return¹ in % by 31 May 2021

	May 2021	YTD	1 year	3 years p.a.	5 years p.a.	10 years p.a.
GEMINI Pool 0	0,03	0,03	1,58	1,82	1,55	2,17
Benchmark	-0,01	-0,28	1,18	1,63	1,39	2,39
Difference	0,04	0,32	0,40	0,19	0,16	-0,22

¹ GEMINI including asset management costs, benchmark excluding costs

Investment style

With no allocation to equities and a strong weighting in Swiss real estate, GEMINI Pool 0 is entirely focused on stability and on minimising price risks.

Features

Currency of account	CHF
End of financial year	31 December
Fund assets in m	118,78
Launch date	31 December 2009
Benchmark	Customized Benchmark
Total Expense Ratio ex-ante	0,50%

Key risk figures

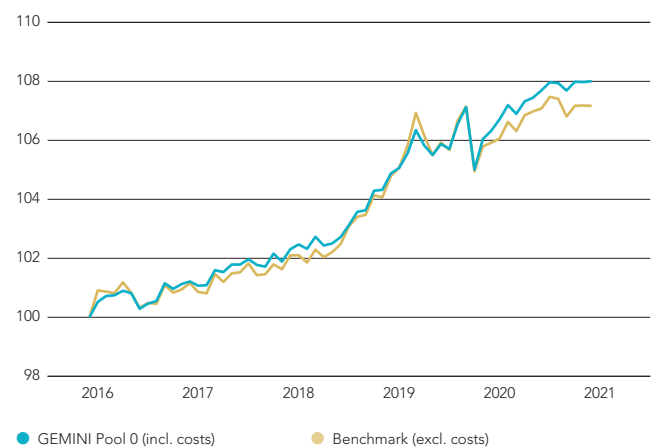
3 years

Annualised volatility (%)	1,72
Tracking error, annualised (%)	0,51
Alpha	0,19
Beta	0,85
Sharpe ratio	1,46
Information Ratio	0,38
Correlation versus benchmark	0,97

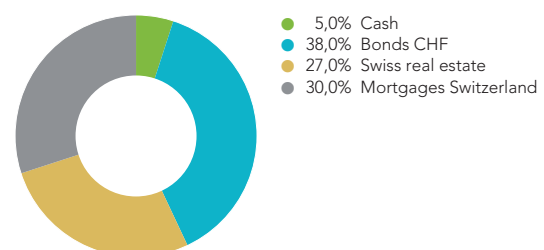
Required value fluctuation reserve in %

Obligatory portion	4,5
Over-obligatory portion	3,4

Indexed performance



Asset allocation in %



For marketing and information purposes. This document is for information purposes only. The content of this document has been carefully compiled. However, GEMINI cannot accept any liability for the content and completeness of this document. Past performance is no guarantee for future results.

APRIL 2021

For marketing purposes

GEMINI Pool 0

Return¹ in % by 30 April 2021

	April 2021	YTD	1 year	3 years p.a.	5 years p.a.	10 years p.a.
GEMINI Pool 0	-0,01	0,01	1,82	1,95	1,59	2,23
Benchmark	0,01	-0,27	1,32	1,79	1,45	2,47
Difference	-0,02	0,28	0,51	0,16	0,14	-0,24

¹ GEMINI including asset management costs, benchmark excluding costs

Investment style

With no allocation to equities and a strong weighting in Swiss real estate, GEMINI Pool 0 is entirely focused on stability and on minimising price risks.

Features

Currency of account	CHF
End of financial year	31 December
Fund assets in m	121,09
Launch date	31 December 2009
Benchmark	Customized Benchmark
Total Expense Ratio ex-ante	0,50%

Key risk figures

3 years

Annualised volatility (%)	1,72
Tracking error, annualised (%)	0,51
Alpha	0,16
Beta	0,85
Sharpe ratio	1,54
Information Ratio	0,32
Correlation versus benchmark	0,97

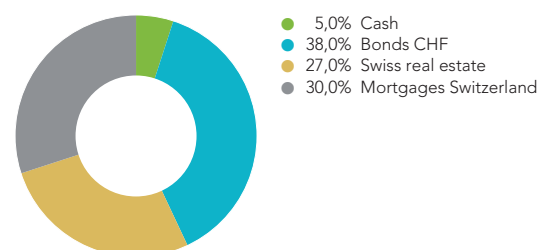
Required value fluctuation reserve in %

Obligatory portion	4,5
Over-obligatory portion	3,4

Indexed performance



Asset allocation in %



For marketing and information purposes. This document is for information purposes only. The content of this document has been carefully compiled. However, GEMINI cannot accept any liability for the content and completeness of this document. Past performance is no guarantee for future results.

MARCH 2021

For marketing purposes

GEMINI Pool 0

Return¹ in % by 31 March 2021

	March 2021	YTD	1 year	3 years p.a.	5 years p.a.	10 years p.a.
GEMINI Pool 0	0,27	0,02	2,83	1,87	1,62	2,24
Benchmark	0,34	-0,28	2,12	1,73	1,43	2,48
Difference	-0,06	0,30	0,72	0,14	0,19	-0,24

¹ GEMINI including asset management costs, benchmark excluding costs

Investment style

With no allocation to equities and a strong weighting in Swiss real estate, GEMINI Pool 0 is entirely focused on stability and on minimising price risks.

Features

Currency of account	CHF
End of financial year	31 December
Fund assets in m	96,34
Launch date	31 December 2009
Benchmark	Customized Benchmark
Total Expense Ratio ex-ante	0,48%

Key risk figures

3 years

Annualised volatility (%)	1,74
Tracking error, annualised (%)	0,52
Alpha	0,14
Beta	0,85
Sharpe ratio	1,48
Information Ratio	0,26
Correlation versus benchmark	0,97

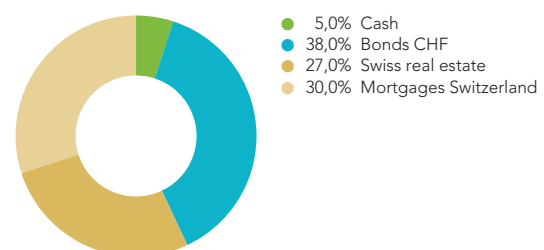
Required value fluctuation reserve in %

Obligatory portion	4,5
Over-obligatory portion	3,4

Indexed performance



Asset allocation in %



For marketing and information purposes. This document is for information purposes only. The content of this document has been carefully compiled. However, GEMINI cannot accept any liability for the content and completeness of this document. Past performance is no guarantee for future results.

FEBRUARY 2021

GEMINI Pool 0

For marketing purposes

Return¹ in % by 28 February 2021

	February 2021	YTD	1 year	3 years p.a.	5 years p.a.	10 years p.a.
GEMINI Pool 0	-0,23	-0,26	0,53	1,92	1,58	2,23
Benchmark	-0,56	-0,62	-0,31	1,73	1,30	2,45
Difference	0,33	0,36	0,84	0,19	0,28	-0,23

¹ GEMINI including asset management costs, benchmark excluding costs

Investment style

With no allocation to equities and a strong weighting in Swiss real estate, GEMINI Pool 0 is entirely focused on stability and on minimising price risks.

Features

Currency of account	CHF
End of financial year	31 December
Fund assets in m	95,96
Launch date	31 December 2009
Benchmark	Customized Benchmark
Total Expense Ratio ex-ante	0,48%

Key risk figures

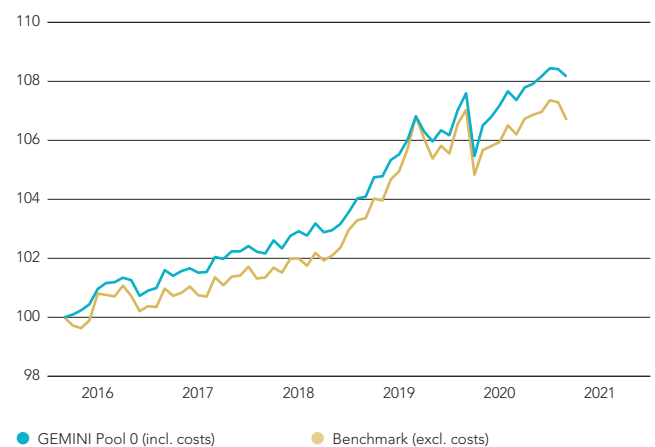
3 years

Annualised volatility (%)	1,74
Tracking error, annualised (%)	0,52
Alpha	0,19
Beta	0,86
Sharpe ratio	1,50
Information Ratio	0,37
Correlation versus benchmark	0,97

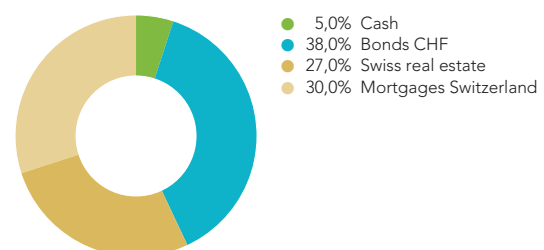
Required value fluctuation reserve in %

Obligatory portion	4,3
Over-obligatory portion	3,3

Indexed performance



Asset allocation in %



For marketing and information purposes. This document is for information purposes only. The content of this document has been carefully compiled. However, GEMINI cannot accept any liability for the content and completeness of this document. Past performance is no guarantee for future results.

JANUARY 2021

GEMINI Pool 0

For marketing purposes

Return¹ in % by 31 January 2021

	January 2021	YTD	1 year	3 years p.a.	5 years p.a.	10 years p.a.
GEMINI Pool 0	-0,03	-0,03	1,30	1,98	1,68	2,27
Benchmark	-0,06	-0,06	0,69	1,93	1,56	2,53
Difference	0,04	0,04	0,61	0,05	0,13	-0,26

¹ GEMINI including asset management costs, benchmark excluding costs

Investment style

With no allocation to equities and a strong weighting in Swiss real estate, GEMINI Pool 0 is entirely focused on stability and on minimising price risks.

Features

Currency of account	CHF
End of financial year	31 December
Fund assets in m	100,97
Launch date	31 December 2009
Benchmark	Customized Benchmark
Total Expense Ratio ex-ante	0,48%

Key risk figures

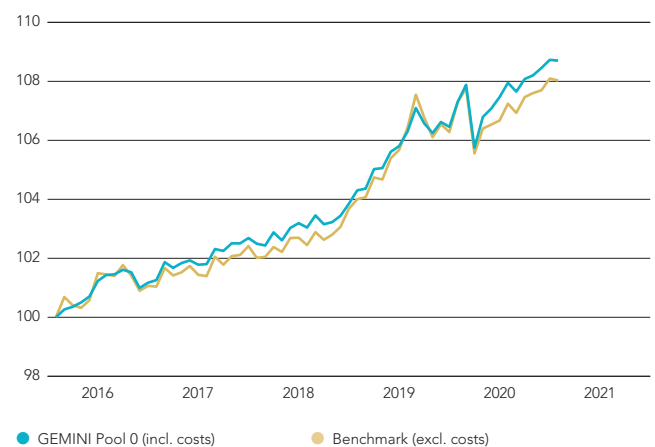
3 years

Annualised volatility (%)	1,73
Tracking error, annualised (%)	0,49
Alpha	0,05
Beta	0,87
Sharpe ratio	1,55
Information Ratio	0,10
Correlation versus benchmark	0,97

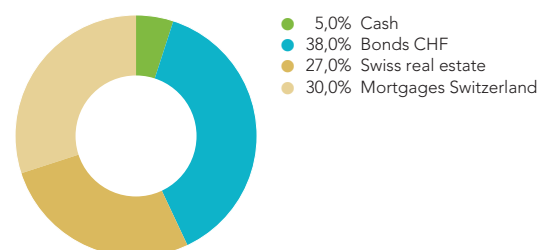
Required value fluctuation reserve in %

Obligatory portion	4,3
Over-obligatory portion	3,3

Indexed performance



Asset allocation in %



For marketing and information purposes. This document is for information purposes only. The content of this document has been carefully compiled. However, GEMINI cannot accept any liability for the content and completeness of this document. Past performance is no guarantee for future results.