

OCTOBER 2021

For marketing purposes

GEMINI - Pool Renten 2

Return¹ in % by 31 October 2021

	October 2021	LTD ²	1 year	3 years p.a.	5 years p.a.	10 years p.a.
GEMINI - Pool Renten 2	0,24	2,25	-	-	-	-
Benchmark	0,20	2,04	-	-	-	-
Difference	0,05	0,21	-	-	-	-

¹ GEMINI including asset management costs, benchmark excluding costs.

² Launch date 2.2.2021

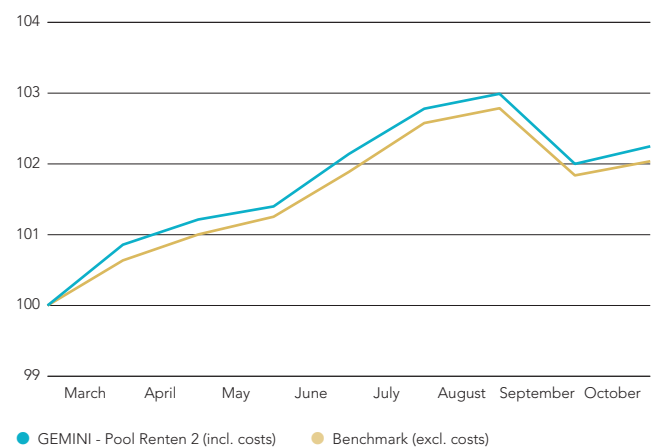
Investment style

The GEMINI Pool Pensions 2 investment strategy with an equity share of 7% was developed specifically for the GEMINI Collective Foundation's employee benefits unit Pensions 2. Its projected return is 1,0%.

Features

Currency of account	CHF
End of financial year	31 December
Fund assets in m	320,54
Launch date	2 February 2021
Benchmark	Customized Benchmark
Total Expense Ratio ex-ante	n.a.


Indexed performance



Required value fluctuation reserve in %

The target value fluctuation reserve (VFR) is 5.1%.

Asset allocation in %



For marketing and information purposes. This document is for information purposes only. The content of this document has been carefully compiled. However, GEMINI cannot accept any liability for the content and completeness of this document. Past performance is no guarantee for future results.

SEPTEMBER 2021

For marketing purposes

GEMINI - Pool Renten 2

Return¹ in % by 30 September 2021

	September 2021	LTD ²	1 year	3 years p.a.	5 years p.a.	10 years p.a.
GEMINI - Pool Renten 2	-0,96	2,00	-	-	-	-
Benchmark	-0,92	1,84	-	-	-	-
Difference	-0,04	0,16	-	-	-	-

¹ GEMINI including asset management costs, benchmark excluding costs.

² Launch date 2.2.2021

Investment style

The GEMINI Pool Pensions 2 investment strategy with an equity share of 7% was developed specifically for the GEMINI Collective Foundation's employee benefits unit Pensions 2. Its projected return is 1,0%.

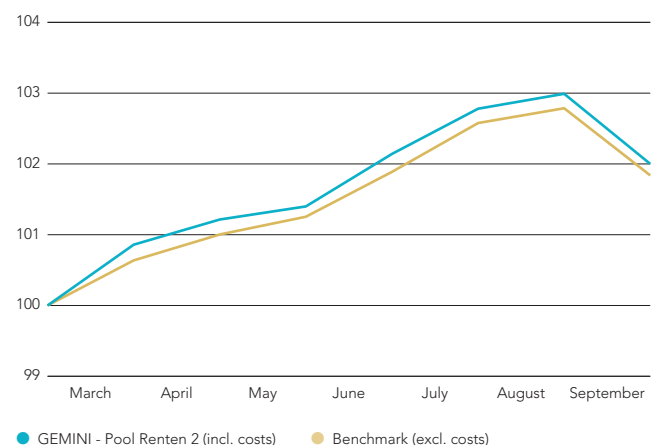
Features

Currency of account	CHF
End of financial year	31 December
Fund assets in m	340,05
Launch date	2 February 2021
Benchmark	Customized Benchmark
Total Expense Ratio ex-ante	n.a.


Required value fluctuation reserve in %

The target value fluctuation reserve (VFR) is 5.1%.

Indexed performance



Asset allocation in %



For marketing and information purposes. This document is for information purposes only. The content of this document has been carefully compiled. However, GEMINI cannot accept any liability for the content and completeness of this document. Past performance is no guarantee for future results.

AUGUST 2021

For marketing purposes

GEMINI - Pool Renten 2

Return¹ in % by 31 August 2021

	August 2021	LTD ²	1 year	3 years p.a.	5 years p.a.	10 years p.a.
GEMINI - Pool Renten 2	0,21	2,99	-	-	-	-
Benchmark	0,20	2,79	-	-	-	-
Difference	0,00	0,20	-	-	-	-

¹ GEMINI including asset management costs, benchmark excluding costs.

² Launch date 2.2.2021

Investment style

The GEMINI Pool Pensions 2 investment strategy with an equity share of 7% was developed specifically for the GEMINI Collective Foundation's employee benefits unit Pensions 2. Its projected return is 1,0%.

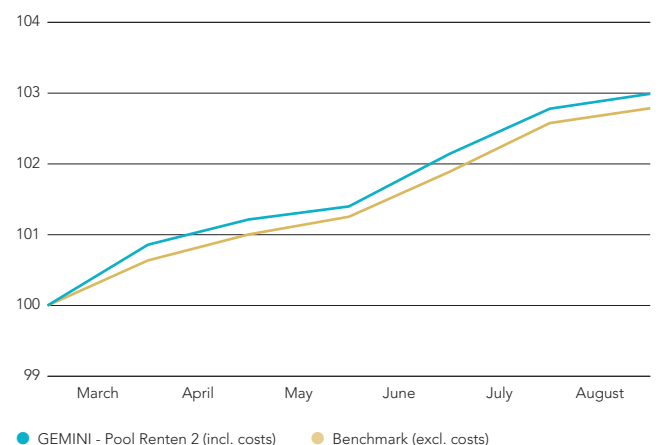
Features

Currency of account	CHF
End of financial year	31 December
Fund assets in m	344,77
Launch date	2 February 2021
Benchmark	Customized Benchmark
Total Expense Ratio ex-ante	n.a.


Required value fluctuation reserve in %

The target value fluctuation reserve (VFR) is 5.1%.

Indexed performance



Asset allocation in %



For marketing and information purposes. This document is for information purposes only. The content of this document has been carefully compiled. However, GEMINI cannot accept any liability for the content and completeness of this document. Past performance is no guarantee for future results.

JULY 2021

For marketing purposes

GEMINI - Pool Renten 2

Return¹ in % by 31 July 2021

	July 2021	LTD ²	1 year	3 years p.a.	5 years p.a.	10 years p.a.
GEMINI - Pool Renten 2	0,63	2,78	-	-	-	-
Benchmark	0,68	2,58	-	-	-	-
Difference	-0,05	0,20	-	-	-	-

¹ GEMINI including asset management costs, benchmark excluding costs.

² Launch date 2.2.2021

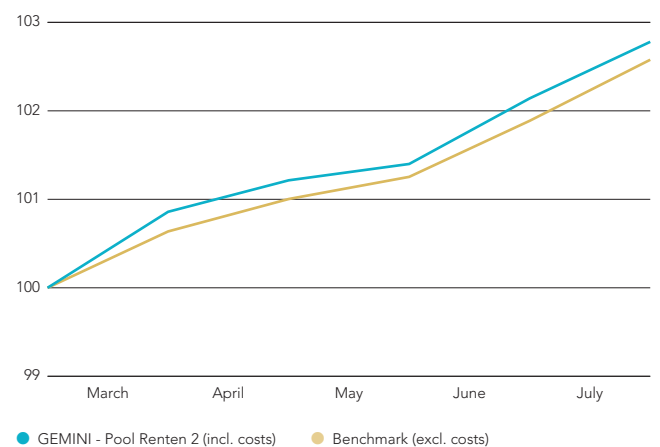
Investment style

The GEMINI Pool Pensions 2 investment strategy with an equity share of 7% was developed specifically for the GEMINI Collective Foundation's employee benefits unit Pensions 2. Its projected return is 1,0%.

Features

Currency of account	CHF
End of financial year	31 December
Fund assets in m	345,84
Launch date	2 February 2021
Benchmark	Customized Benchmark
Total Expense Ratio ex-ante	n.a.


Indexed performance



Required value fluctuation reserve in %

The target value fluctuation reserve (VFR) is 5.1%.

Asset allocation in %



For marketing and information purposes. This document is for information purposes only. The content of this document has been carefully compiled. However, GEMINI cannot accept any liability for the content and completeness of this document. Past performance is no guarantee for future results.

JUNE 2021

For marketing purposes

GEMINI - Pool Renten 2

Return¹ in % by 30 June 2021

	June 2021	YTD	1 year	3 years p.a.	5 years p.a.	10 years p.a.
GEMINI - Pool Renten 2	0,73	-	-	-	-	-
Benchmark	0,63	-	-	-	-	-
Difference	0,11	-	-	-	-	-

¹ GEMINI including asset management costs, benchmark excluding costs. Retroactive performance assessment as per 29 Dec. 2017.

Investment style

The GEMINI Pool Pensions 2 investment strategy with an equity share of 7% was developed specifically for the GEMINI Collective Foundation's employee benefits unit Pensions 2. Its projected return is 1,0%.

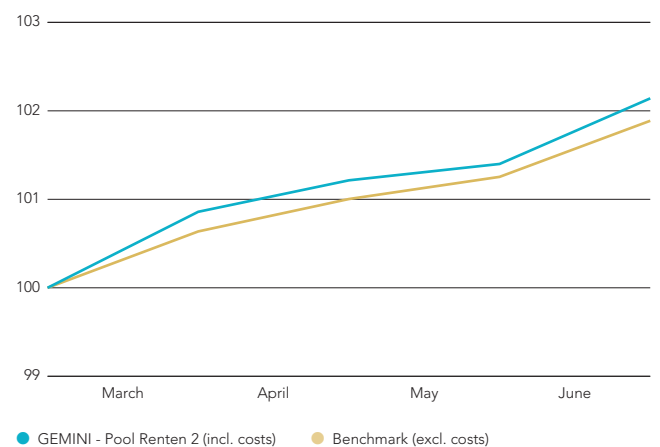
Features

Currency of account	CHF
End of financial year	31 December
Fund assets in m	349,74
Launch date	11 January 2018
Benchmark	Customized Benchmark
Total Expense Ratio ex-ante	n.a.


Required value fluctuation reserve in %

The target value fluctuation reserve (VFR) is 5.1%.

Indexed performance



Asset allocation in %



For marketing and information purposes. This document is for information purposes only. The content of this document has been carefully compiled. However, GEMINI cannot accept any liability for the content and completeness of this document. Past performance is no guarantee for future results.

MAY 2021

For marketing purposes

GEMINI - Pool Renten 2

Return¹ in % by 31 May 2021

	May 2021	YTD	1 year	3 years p.a.	5 years p.a.	10 years p.a.
GEMINI - Pool Renten 2	0,18	-	-	-	-	-
Benchmark	0,25	-	-	-	-	-
Difference	-0,07	-	-	-	-	-

¹ GEMINI including asset management costs, benchmark excluding costs. Retroactive performance assessment as per 29 Dec. 2017.

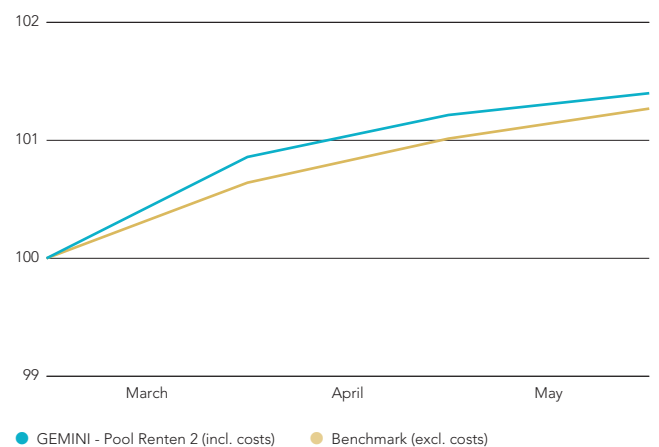
Investment style

The GEMINI Pool Pensions 2 investment strategy with an equity share of 7% was developed specifically for the GEMINI Collective Foundation's employee benefits unit Pensions 2. Its projected return is 1,0%.

Features

Currency of account	CHF
End of financial year	31 December
Fund assets in m	348,70
Launch date	11 January 2018
Benchmark	Customized Benchmark
Total Expense Ratio ex-ante	n.a.


Indexed performance



Required value fluctuation reserve in %

The target value fluctuation reserve (VFR) is 5.1%.

Asset allocation in %



For marketing and information purposes. This document is for information purposes only. The content of this document has been carefully compiled. However, GEMINI cannot accept any liability for the content and completeness of this document. Past performance is no guarantee for future results.

APRIL 2021

For marketing purposes

GEMINI - Pool Renten 2

Return¹ in % by 30 April 2021

	April 2021	YTD	1 year	3 years p.a.	5 years p.a.	10 years p.a.
GEMINI - Pool Renten 2	0,35	-	-	-	-	-
Benchmark	0,37	-	-	-	-	-
Difference	-0,02	-	-	-	-	-

¹ GEMINI including asset management costs, benchmark excluding costs. Retroactive performance assessment as per 29 Dec. 2017.

Investment style

The GEMINI Pool Pensions 2 investment strategy with an equity share of 7% was developed specifically for the GEMINI Collective Foundation's employee benefits unit Pensions 2. Its projected return is 1,0%.

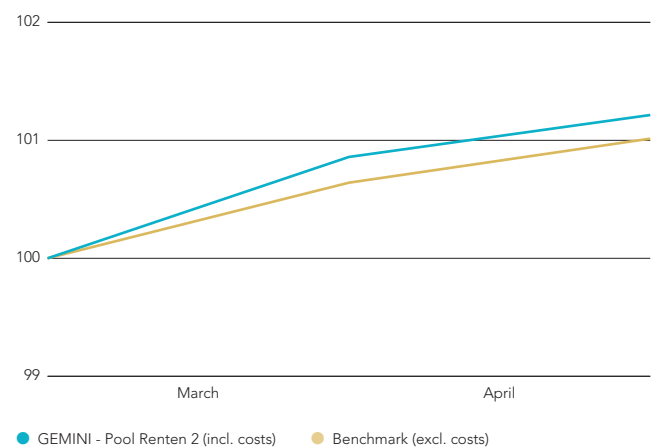
Features

Currency of account	CHF
End of financial year	31 December
Fund assets in m	314,71
Launch date	11 January 2018
Benchmark	Customized Benchmark
Total Expense Ratio ex-ante	n.a.


Required value fluctuation reserve in %

The target value fluctuation reserve (VFR) is 5.1%.

Indexed performance



Asset allocation in %



For marketing and information purposes. This document is for information purposes only. The content of this document has been carefully compiled. However, GEMINI cannot accept any liability for the content and completeness of this document. Past performance is no guarantee for future results.